

Driving Directions

BLUE Route: - - - - -

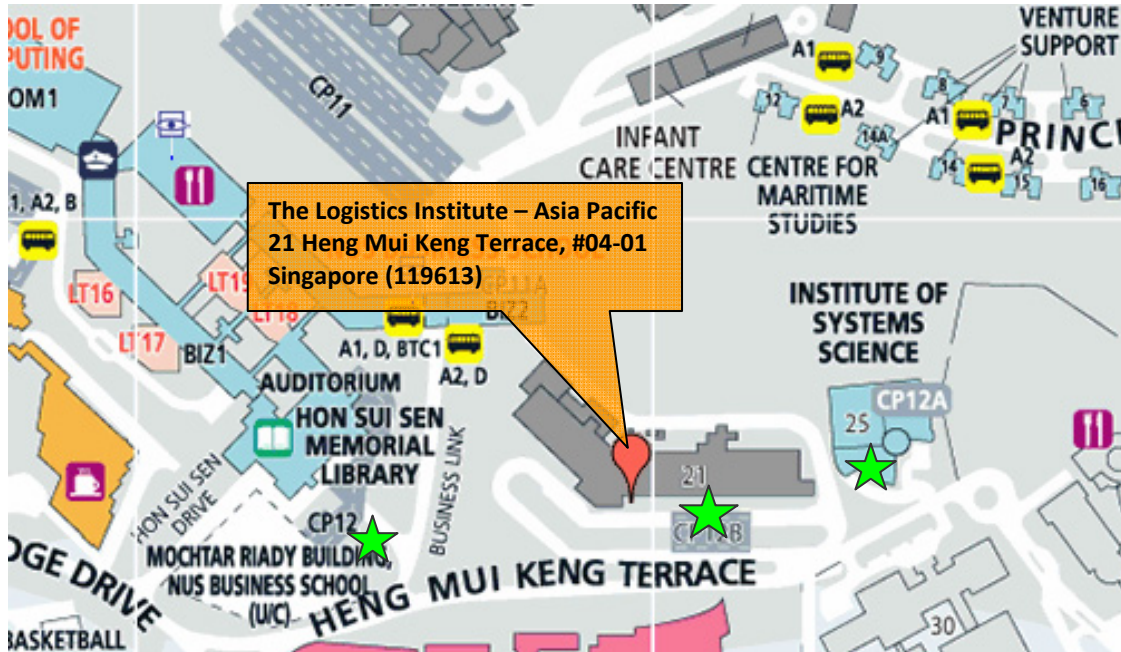
- Exit Ayer Rajah Expressway via Clementi Road
- Enter NUS Entrance B at Kent Ridge Crescent
- Turn right into Kent Ridge Drive and drive straight
- TLI – AP is after the new Business School Building (under construction)
- At the Y-junction at the end of Heng Mui Keng Terrace, take the road on the right.
- Drive up the slope and into Carpark 12B


RED Route: —————


- Exit Ayer Rajah Expressway via Clementi Road
- Turn left into Pasir Panjang Road
- Turn LEFT into Heng Mui Keng Terrace (indicated by a sign which reads “Institute of Southeast Asian Studies” and “National University of Singapore”).
- At the Y-junction at the end of Heng Mui Keng Terrace, take the road on the right.
- Drive up the slope and into Carpark 12B


Parking

- Parking is available in front of the building
- Carpark is operated by cashcard. Please insert cashcard in IU before exiting.
- Parking charges: \$0.0214 per minute upon exit during operating hours



 Carpark 12

 Carpark 12A

 Carpark 12B